



DEAF
CULTURE,
HERITAGE AND
DIVERSITY

Deaf Studies workshop

Sign language

Grammar and structure of sign language



Co-funded by
the European Union

Index

- Introduction
- Theory: elements of sign language
- Activity: signing game
- Theory: sign language grammar
- Activity: making sentences in sign language
- Activity: Role play
- Reflection



DEAF
CULTURE,
HERITAGE AND
DIVERSITY

Introduction

- Who are you?
- Ice breaker game!



Co-funded by
the European Union



DEAF
CULTURE,
HERITAGE AND
DIVERSITY

Introduction: aim

We **sign** every day — but do we really know how our signing works?
At school, we learn how to **write**, but not how to sign correctly.

This workshop helps you understand the structure of your own sign language.




Co-funded by
the European Union

Theory: elements of sign language


Five elements of sign language



Handshapes



Location



Movements



Palm
orientation



Non-manual
signals




Activity: Signing game

Make a sign with the dice!


Remember!

- handshape
- location
- movement
- palm orientation
- non-manual signals



Theory: Sign language grammar

What grammar rules of sign language do you already know?



How would you sign this?

How would you write this?

SVO - SOV

SVO

(subject - verb - object)

The apple lies on the table.

SOV





(subject - object - verb)

APPLE TABLE ON

Localization

Localization:

Use different hand positions to show what the situation is.



“Where does she live?”

How would you sign this?





Question structure

Question word at end
of the sentence

non-manual
+ mark

SHE LIVE **WHERE?**

eyebrows up
(question face)

Sentences for question formation

Practice:

What is your name?

- Where is your office?
- Why are you doing this?
- Who is that new person?
- How can we approach this in the best way?
-



“I don’t work”

How would you sign this?



Negation

Practice:

I don't want to come.

- They aren't here.
- I am not surprised.
- Why you didn't take that apple?
-

“She gives him a book.”

How would you sign this?



Verb direction

SHE BOOK GIVE HIM

“give” move from she -> him

SHE APPLE GIVE HIM

“give” in the form of an apple move from she -> him



Verb direction

Practice:

He tells her a story.

- They help us.
- She teaches them.
- I explain it to them.
- I give a cup of coffee to him.
-





Activity: Making sentences

- Make groups
- Translate sentences from worksheet to sign language.

Remember:

- SOV
 - Localization
 - Question sentence
 - Negation
 - Verb direction
-
- Short plenary discussion:
 - What did you notice?
 - What was easy or tricky?



Activity: Role play

How do you answer to questions about sign language?

Let's act it!



Reflection

Discuss:

- What did you learn?
- What surprised or challenged you?



Conclusion:

Sign language is a real language with its own structure and grammar!

Contact



<https://deafstudies.eu/>



Deaf Culture, Heritage and Diversity



@deafstudies.eu

TURKOOIS



Innosign

Witaf
Seit 1865 im Dienste der Gehörlosen


equalizent



ISTITUTO DEI SORDI
DI TORINO